

Labour Market Review

Patrick Walters, City Economist | Ivy Zhang, Senior Corporate Economist

May 10, 2013

Calgary's labour market creates high quality jobs

The Canadian labour market created small number of jobs in April 2013, after a decline in March. On a month-over-month basis:

- Total employment increased by 2,500 in the Calgary Economic Region (CER), 14,800 in Alberta, and 12,500 in Canada.
- In Canada, job gains in full-time positions (+36,000) were offset by losses in part-time (-23,600). Total employment increased in the goods-producing sector (+24,500) while declining in the service-producing sector (-12,000). Youth (aged 15-24) employment dropped in the exam season, mainly in the part-time positions (-24,900).
- In Alberta, job gains were mainly in the professional, scientific and technical services (+6,800), construction (+6,400) and accommodation and food services (+5,100) industries. Total unemployment dropped by 10,200 and unemployment rate reached a new low of 4.4 per cent.

According to the unadjusted 3-month-moving-average data, the following were the year-over-year changes in the CER in April 2013:

- Total employment increased by 17,100. Job increases were mainly in the professional, scientific and technical services (+10,200), health care and social assistance (+10,000), and transportation

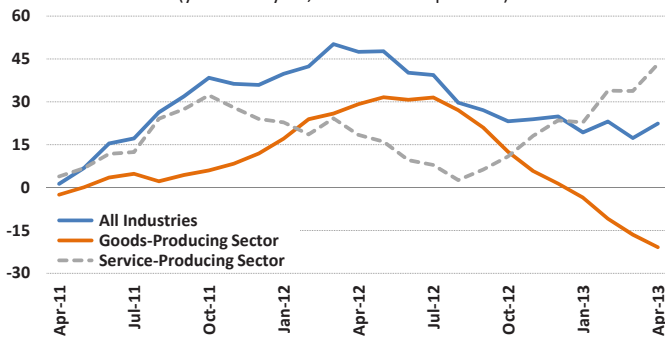
and warehousing (+8,400) industries. Job losses were mostly in the mining and oil and gas extraction (-8,000), and manufacturing (-7,300) industries.

- The unemployment rate was 4.7 per cent, compared to 5.2 per cent a year ago.
- The average hourly wage rate was \$29.22, increased by 8.3 per cent from the same time last year.
- There were 9,350 people in the Calgary Metropolitan Area (CMA) receiving regular employment insurance benefits in February, down by 170 persons from a year ago.

Calgary's job market continued to create high quality jobs, albeit at a slower pace. From April 2011 to April 2013, total employment in the CER increased by 56,000 persons. People took opportunities to switch from low quality jobs to high quality ones. As a result, job creation in full-time (+69,900) were offset by losses in part-time (-13,900) (charts 1 and 2). Full-time new jobs were concentrated in the service-producing sector in the early stages of the economic recovery in 2011, and followed by the goods-producing sector in 2012 as the economy entered its expansion phase. Most full-time jobs were in the highly paid industries such as mining, oil and gas, professional, scientific and technical services, and finance, insurance, real estate and leasing industries.

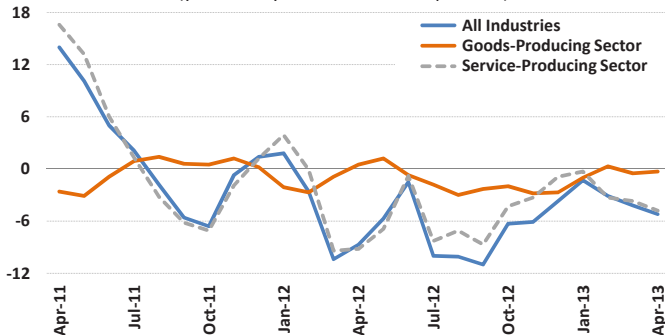
Next update: June 7, 2013

Chart 1. CER full-time employment change (year-over-year, thousands of persons)



Source: Statistics Canada, Corporate Economics, May 2013

Chart 2. CER part-time employment change (year-over-year, thousands of persons)



Source: Statistics Canada, Corporate Economics, May 2013

Labour Force Statistics

Economic Regions (Seasonally Adjusted 3-Month-Moving-Average)

	Description	Apr-13	Mar-13	Apr-12	Annual Change
Calgary	Working Age Population ('000)	1,164.7	1,161.3	1,126.8	37.9
	Labour Force ('000)	862.3	862.2	848.7	13.6
	Labour Force Participation Rate (%)	73.6	73.7	75.0	(1.3)
	Employment ('000)	823.0	820.4	805.7	17.3
	Employment Rate (%)	70.7	70.6	71.5	(0.8)
	Unemployment ('000)	39.4	41.0	42.7	(3.3)
	Unemployment Rate (%)	4.5	4.9	5.0	(0.5)
Edmonton	Working Age Population ('000)	1,051.5	1,048.6	1,015.5	36.0
	Labour Force ('000)	757.5	761.4	742.1	15.4
	Labour Force Participation Rate (%)	72.0	72.5	73.1	(1.1)
	Employment ('000)	723.4	728.5	703.7	19.7
	Employment Rate (%)	68.7	69.5	69.2	(0.5)
Alberta	Working Age Population ('000)	3,137.8	3,129.9	3,044.6	93.2
	Labour Force ('000)	2,282.8	2,281.1	2,246.8	36.1
	Labour Force Participation Rate (%)	72.8	72.9	73.8	(1.0)
	Employment ('000)	2,185.7	2,186.9	2,142.0	43.7
	Employment Rate (%)	69.7	69.8	70.4	(0.7)
	Unemployment ('000)	102.9	102.9	109.9	(7.0)
	Unemployment Rate (%)	4.5	4.5	4.9	(0.4)

Source: Statistics Canada, seasonally adjusted by Corporate Economics, May 2013



Labour Market Review

Patrick Walters, City Economist | Ivy Zhang, Senior Corporate Economist

May 10, 2013

Who We Are

Corporate Economics provides services in four areas: forecasting, information provision, policy analysis and consulting. We also monitor the current economic trends which allows us to develop unique insights on how external events are impacting the local economy and the Municipal government. We are experienced at researching different economic topics and developed reliable methods of forecasting and analysis.


For more information, please contact:

Patrick Walters
403.268.1335 or patrick.walters@calgary.ca

Ivy Zhang
403.268.2005 or ivy.zhang@calgary.ca

Many of our publications are available on the internet at www.calgary.ca/economy.

Forecasting



- ▶ Calgary & Region Economic Outlook
- ▶ Energy Reports on Natural Gas and Crude Oil

Information Provision



- ▶ Labour Market Review
- ▶ Inflation Review
- ▶ Current Economic Analysis
- ▶ Construction Inflation

Policy Analysis



- ▶ A Case of Fiscal Imbalance: The Calgary Experience
- ▶ Diesel Fuel Price Pass-Through in Calgary
- ▶ Calgary Residential and Commercial Real Estate Markets

Corporate Research Analyst: Estella Scruggs

The City of Calgary provides this information in good faith. However, the aforementioned organization makes no representation, warranty or condition, statutory express or implied, takes no responsibility for any errors and omissions which may contained herein and accepts no liability for any loss arising from any use or reliance on this report.

Source: Statistics Canada and Corporate Economics