


# Parade Float Spot the Differences

Child amputees (Champs) act as safety ambassadors spreading the PLAYSAFE message to thousands of spectators across the country on board The War Amps eye-catching parade float. Can you spot the 15 differences between the two PLAYSAFE floats? Circle them as you find them!




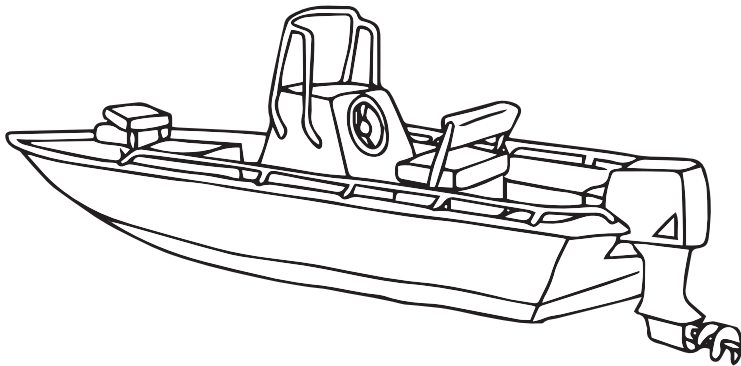





See the answer key for all the differences!

# Mean Machines Colouring Page


Colour in  
the mean  
machines!

Stay away from "mean machines" like the ones pictured here. A few seconds of fun in the wrong place can change your life forever!



# Water Safety

Connect the numbers and colour in the scene!



## Water Safety Quiz

Find the right words from the list below to complete these water safety tips.


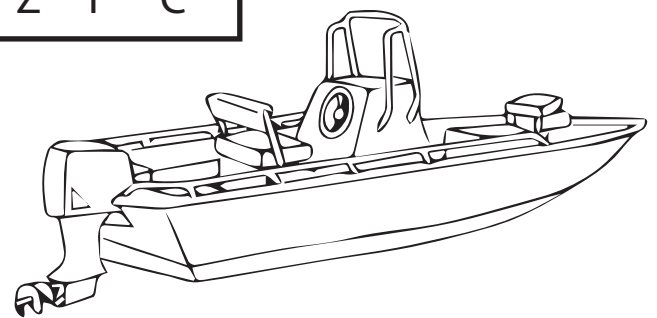


adult      dive      buddy      lessons  
water      life-jacket      stand      fenced

- Never play in or near fast-moving [\_\_\_\_\_].
- Never swim alone; always go with a [\_\_\_\_\_].
- Do not jump or [\_\_\_\_\_] into shallow or unknown waters.
- Always wear your [\_\_\_\_\_] when you are on a boat or swimming in a lake or river.
- Never [\_\_\_\_\_] on a boat.
- Take swimming [\_\_\_\_\_].
- Backyard pools should be fully [\_\_\_\_\_].
- There should always be an [\_\_\_\_\_] watching you while you are in the water.

Check your words on the answer key!

# Outdoor Safety Word Search

Before you head outside to play, you should always look out for potential dangers, such as cars or trains. Can you spot the other dangers hidden in this word search? (Hint: Words can be hidden backwards, forwards or diagonally.)



- |                    |                 |
|--------------------|-----------------|
| 1. BOAT            | 10. POOLS       |
| 2. BUS             | 11. POWER LINES |
| 3. CARS            | 12. RIVERS      |
| 4. COMBINE         | 13. ROADS       |
| 5. CONSTRUCTION    | 14. SEWERS      |
| 6. ELECTRIC FENCES | 15. SNOW PLOW   |
| 7. GRAIN AUGER     | 16. TOOLS       |
| 8. ICE             | 17. TRACTORS    |
| 9. LAWN MOWER      | 18. TRAIN       |

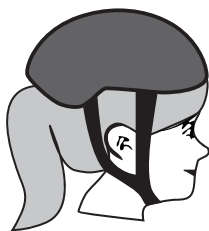
Find the answers to the word search on the answer key!

# Bike Safety Colouring Page




## How to Wear Your Helmet

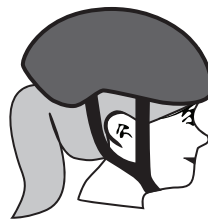
In most provinces, wearing a helmet is a must for anyone under 18 and should always be considered essential. Gear up for safe cycling by learning how to properly wear your bike helmet.



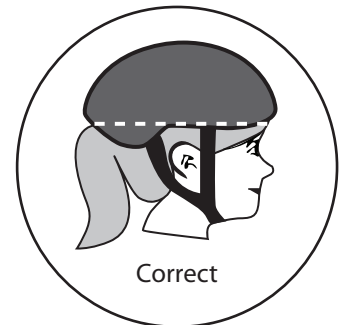
Improper fit  
(too small)



Incorrect position  
(too far back)



Incorrect position  
(too far forward)




Correct



# Bike Safety Crossword Puzzle

Can you complete the crossword using your knowledge of safe cycling?

Use the hints below to fill in the mystery words.



Find the correct words on the answer key!

## Across

1. You wear this on your helmet to see at night.
2. These gestures tell others where you are going.
3. You put these on your wheels, seat, helmet and clothing to be seen at night.
4. You sit on this while riding your bike.

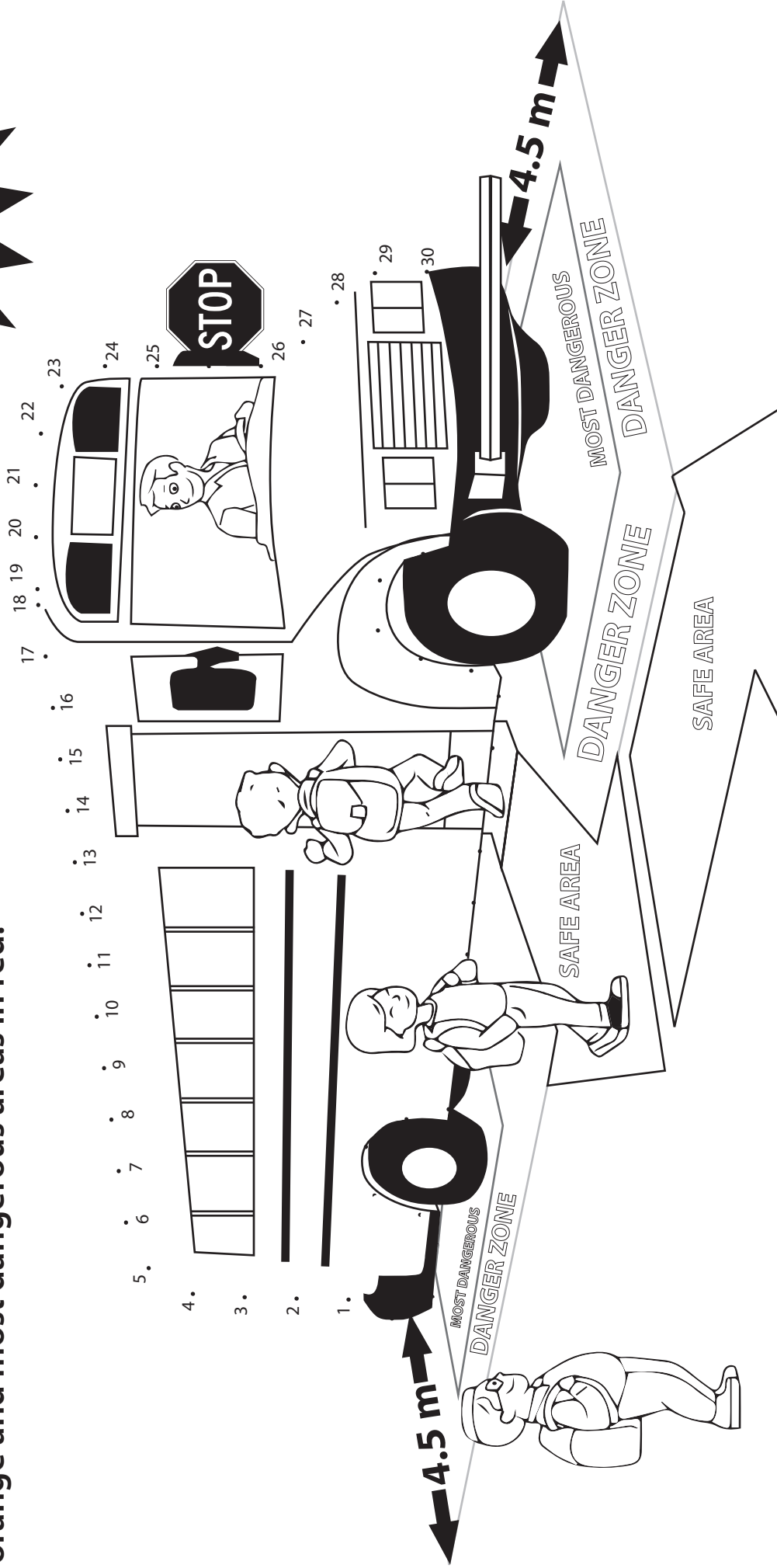
## Down

5. You hold onto these to steer.
6. You wear this on your head to protect it.
7. You make sure this is well-oiled.
8. These are round and rotate to move you forward.
9. These are rubber tubes that go on your wheels.
10. You use these to stop your bike.

# School Bus Safety


Be careful around school buses! Connect the numbers to complete the bus, and colour in the safe areas in green, danger zones in orange and most dangerous areas in red.

**Remember:**  
Get on or off the bus only when your bus driver says it is safe.



# School Bus Safety Quiz

Do you know how to stay safe around school buses? Match the words to their correct sentences to reveal important school bus safety tips, then colour in the scene below.



inside      danger      seat      handrail      behind  
distract      aisle      bus driver      front

## Getting on or Off the Bus

1. Never cross the street [ ] the bus.
2. Stay clear of the [ ] zones.
3. Always cross the street in [ ] of the bus when it is stopped.
4. If you drop something in the danger zones, do not stop to pick it up. Ask the [ ] for help.
5. Always use the [ ] when getting on or off the bus.

## While You Are on the Bus

1. Keep your head and arms [ ] the bus.
2. Stay in your [ ] and face forward.
3. Listen to your bus driver and do what they say. Do not [ ] the driver.
4. Keep the [ ] of the bus clear.

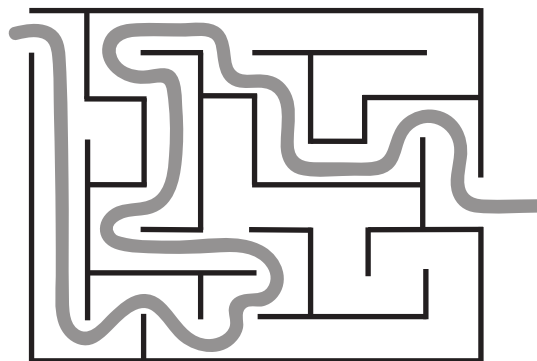
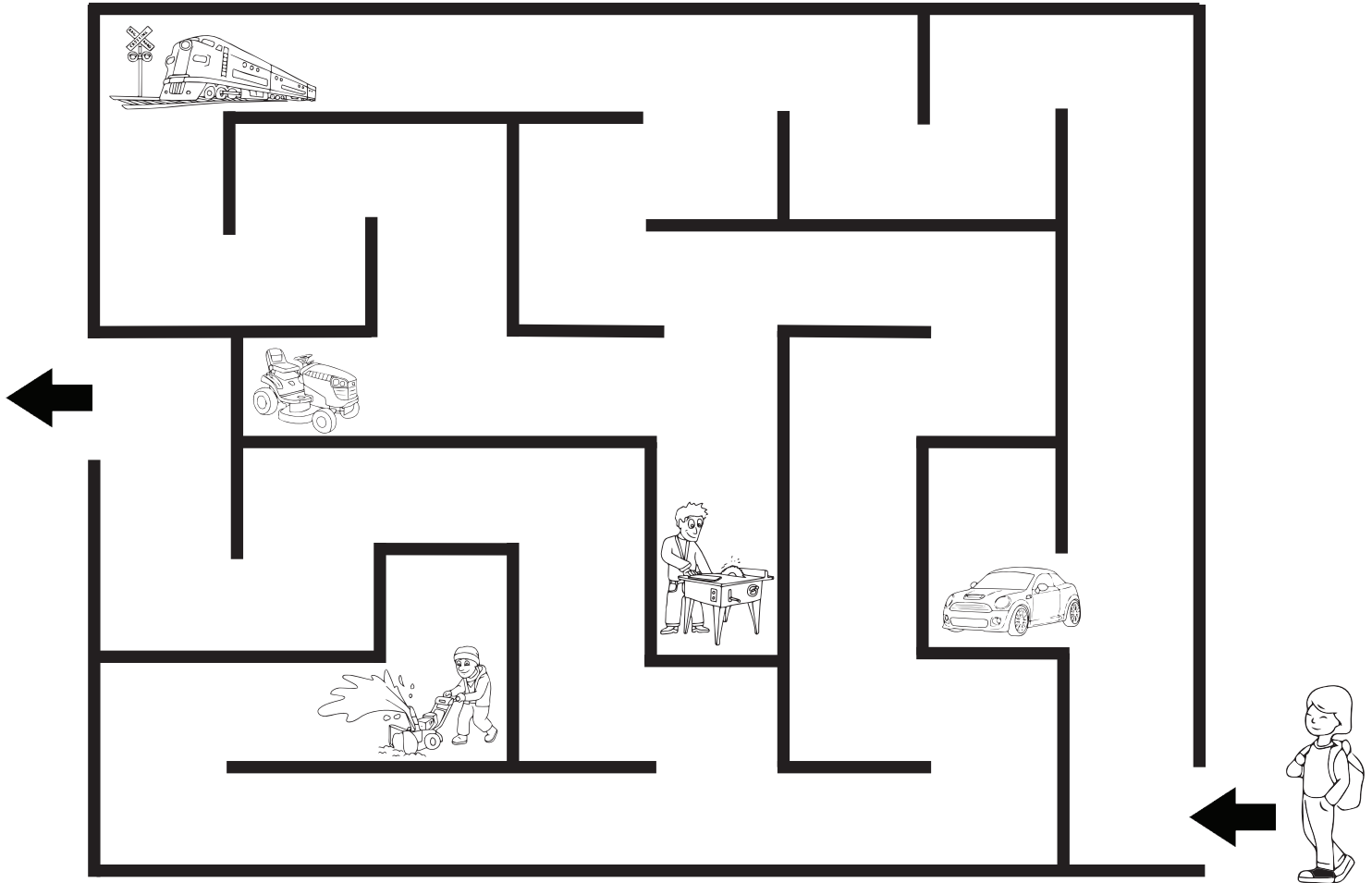
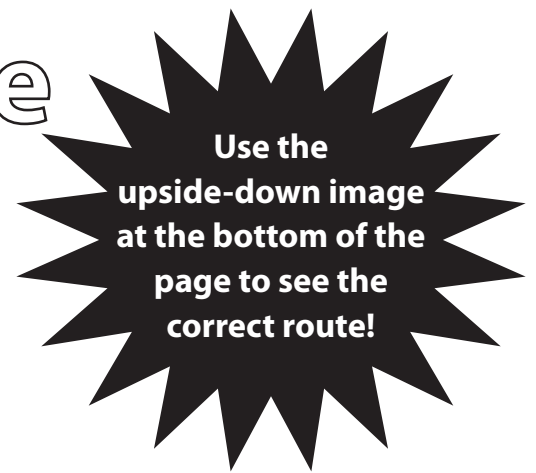
Check the answer key for the correct words!





# SAFETY WALK Maze

Can you find the way out of the maze while avoiding the dangers in your path? Draw in the correct route for your SAFETY WALK below.



# Answer Key

Check your answers from the activity booklet by using this answer key.


## Parade Float Spot the Differences



## Water Safety Quiz

1. water, 2. buddy, 3. dive, 4. life-jacket, 5. stand, 6. lessons, 7. fenced, 8. adult

## Outdoor Safety Word Search



## Bike Safety Crossword Puzzle

### Across

1. headlight, 2. handsignals, 3. reflectors, 4. seat

### Down

5. handlebars, 6. helmet, 7. chain, 8. wheels, 9. tires, 10. brakes

## School Bus Safety Quiz

### Getting on or Off the Bus

1. behind, 2. danger, 3. front, 4. bus driver, 5. handrail

### While You Are on the Bus

1. inside, 2. seat, 3. distract, 4. aisle