

Launched in 2008, the Youth at Risk Development Program (YARD) is an evidence-based early intervention program supporting youth aged 10 to 17 who may be at risk for gang involvement.

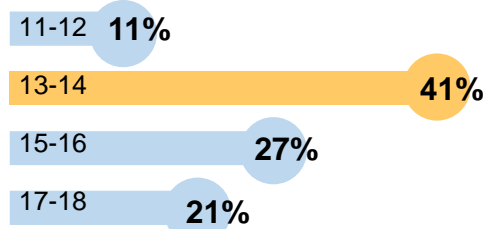
# 2019



# ANNUAL REPORT

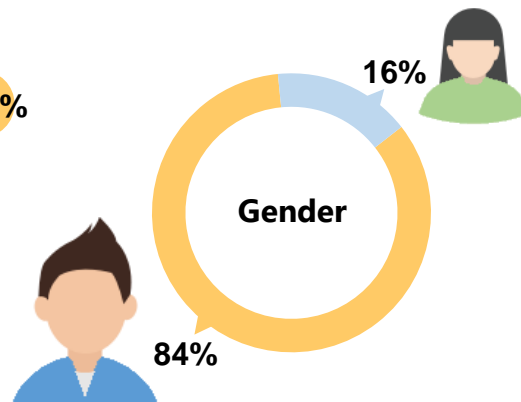
## CLIENT PROFILE

The average age is  
**15 years old.**

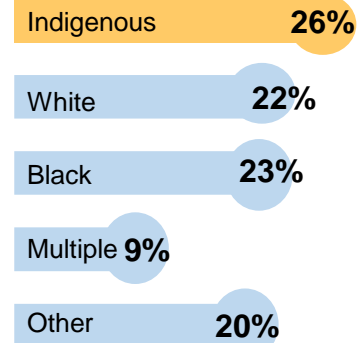


Age

**84%** of clients are male.



**26%** of clients identify as Indigenous and **22%** as White.



Population Group

## CASELOAD

177	Clients on the caseload
105	New referrals to YARD
382	Days clients spend in program, on average
16	Referrals to YARD AHS clinician
277	Clinical consultations and supports provided by AHS clinician to YARD teams

## PROGRAM HIGHLIGHTS

- ▶ Over 100 youth participated in 12 recreation and development events facilitated by YARD staff.
- ▶ Four YARD clients participated in The Summer of Possibilities program this year as Junior Recreation Leaders.
- ▶ Over the summer the YARD team held 9 events for clients in the program. These 9 events took place across the whole summer and involved almost 50 participants from YARD.
- ▶ YARD's program model was revised in 2019 with updated outcomes in the following focus areas: improved interpersonal relationships, increased life skills, improved mental health and wellness, and increased prosocial skills.

YARD is a partnership between Calgary Neighbourhoods at the City of Calgary (CN), Calgary Police Service (CPS), and Alberta Health Services (AHS).

# YARD OUTCOMES

Outcome information is based on program questionnaire data for 52 cases that were closed in 2019. Although data quality continued to improve in 2019, continued improvements are required to fully assess program impact. Outcome results should be interpreted conservatively. Criminal activity is based on criminal charge data for 51 closed cases.



Improvement



Small improvement



No change

Outcome	Trend	Notes
Attitudes toward gangs		More youth expressed negative attitudes towards gangs at program exit.
Criminal activity		80% of youth had no criminal involvement or decreased criminal involvement at least 6 months after leaving the program.
Anti-social peer association		Youth reported having friends who get into fights or trouble with police and this remained constant over time.
Pro-social peer association		More youth say they have friends who do well at school and who do organized recreation activities.
Anti-social attitudes and beliefs		Attitudes and beliefs remained consistent over time.
Problem-solving and anger management		More youth report staying calm during an argument other measures were consistent at last test.
Substance abuse		Youth report using medication without a prescription or illegal drugs remained flat, but use of marijuana and alcohol increased.
Participation in pro-social leisure activities		Youth were less likely to be out in the community with nothing to do, more were involved in hobbies/crafts, but participation in organized recreational activities was consistent.
Employment		More youth reported having a paid job at last test and more youth had a resume and worked with an employment counsellor.
School attitudes		Attitudes toward school were consistently positive, more youth liked school and reported that doing well in school is important.
School performance		More youth reported trying hard in school and said they were doing well or average in their school work.
School attendance		Fewer youth were suspended from school, but attendance decreased slightly.
Family relationships		Significantly more youth said they have a good relationship with their family at last test and this remained consistent over time.
Relationships with supportive adults		Significantly more youth had a positive adult in their lives that they can talk to at last test.
Independence of youth		More youth reported having the information, skills, and support they required to be independent.