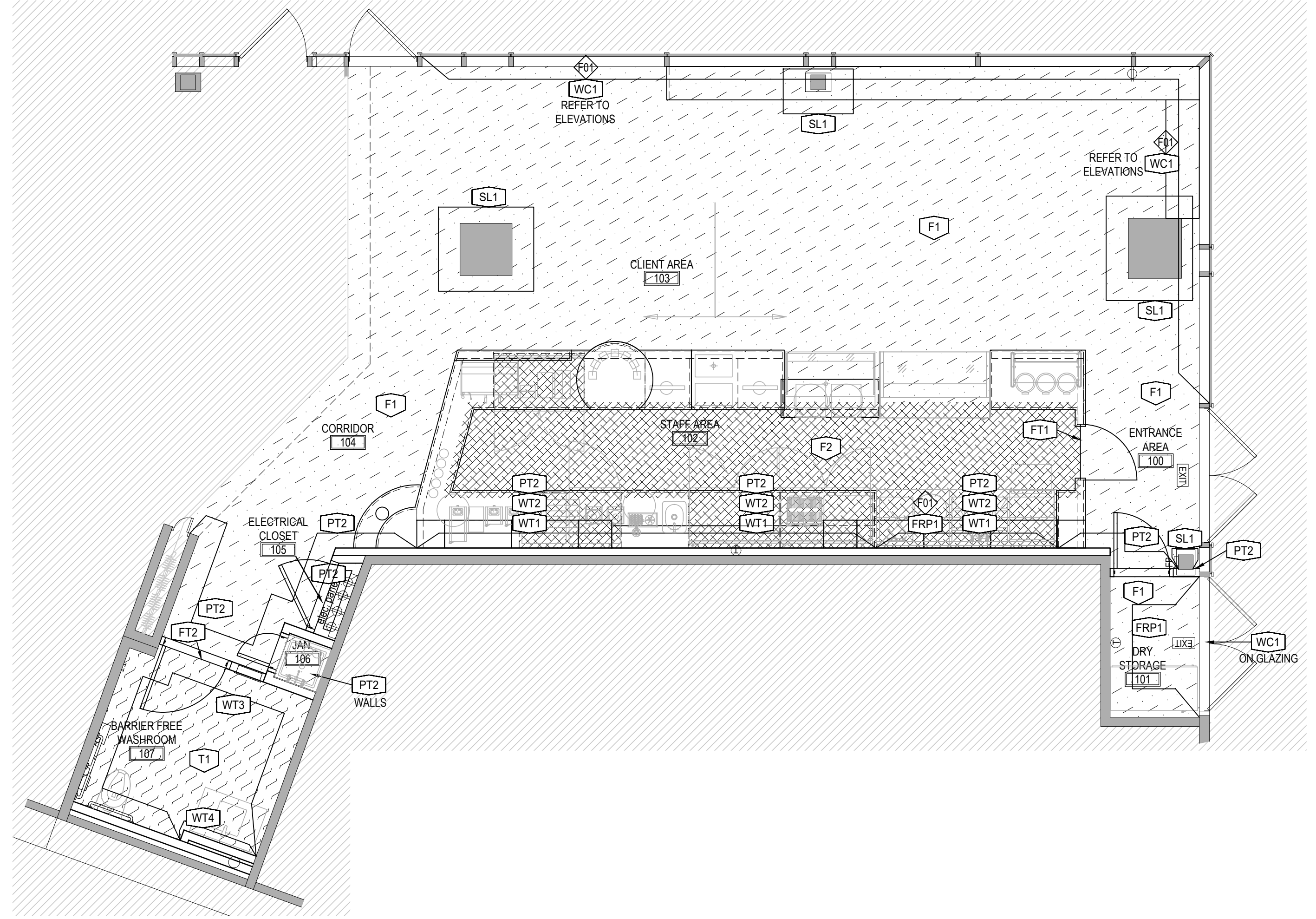


1 REFLECTED CEILING PLAN
ID1.1 SCALE: 1/4"=1'-0"

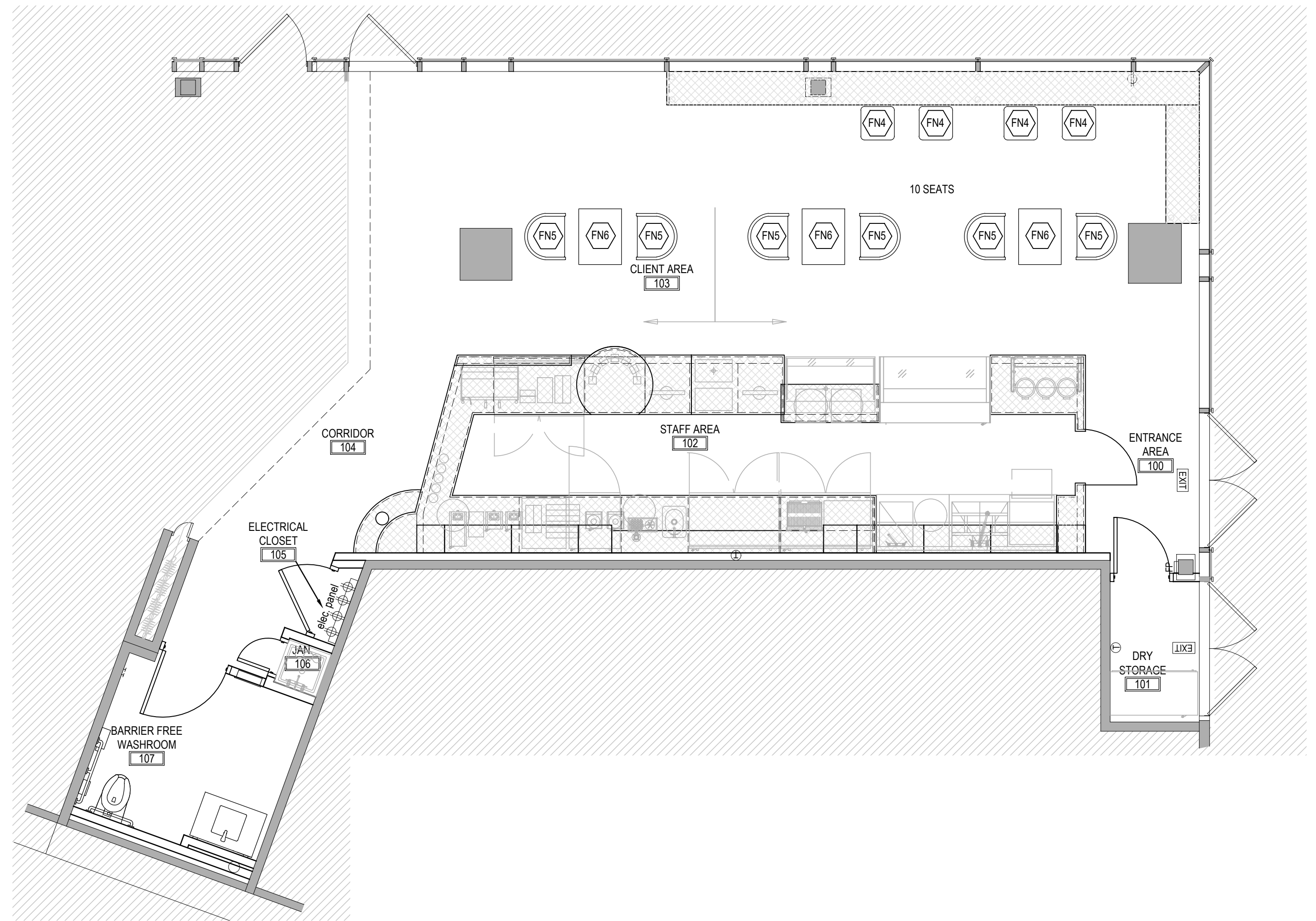
REFLECTED CEILING PLAN - SYMBOL / LEGEND		REFLECTED CEILING PLAN - NOTES	
ROOM 100 ROOM NAME ROOM NUMBER ON CENTRE KEYNOTE DRAWING NUMBER SHEET NUMBER DRAWING NUMBER SHEET NUMBER	DRAWING NUMBER SHEET NUMBER CEILING TYPE CEILING HEIGHT, A.F.F. INDICATES NOT IN CONTRACT AREA (INC)	<ol style="list-style-type: none"> FOR LIGHT TYPES DESCRIPTION, REFER TO SPECIFICATIONS CONTRACTOR TO MEET ON SITE WITH DESIGNER TO DETERMINE HEIGHTS FOR HANGING FIXTURES ALL DIRECTIONAL LIGHTING TO BE ADJUSTED ON SITE AFTER FURNITURE HAS BEEN INSTALLED EXISTING SPRINKLER LOCATIONS TO REMAIN. MODIFICATIONS DUE TO NEW T-BAR CEILING. REFER TO ENGINEER DRAWINGS CONFIRM ALL EQUIPMENT SPECIFICATION FOR POWER & DATA REQUIREMENTS WITH CLIENT & EQUIPMENT SUPPLIER POWER/DATEL. - REQUIRED FOR SERVICE COUNTER POS SYSTEM (POS SUPPLIED BY CLIENT) REFER TO HESCO EQUIPMENT DRAWINGS AND OUT SHEETS FOR EQUIPMENT DETAILS REFER TO ENGINEER DRAWINGS FOR ELECTRICAL AND MECHANICAL LOCATIONS AND DETAILS 	REFLECTED CEILING PLAN - KEYNOTES EXISTING DRYWALL BULKHEAD TO REMAIN CEILING TYPE 'C2' - 1 HOUR FIRE RATED (INSIDE JANITOR CLOSET ONLY) AT 8'2" A.F.F. 3/8" METAL STUDS @ 16" O.C. ACOUSTIC BATT INSULATION TO FILL CAVITY 2x 1/8" TYPE 'X' GYPSUM BOARD ON CEILING SIDE ALIGN T-BAR CEILING WITH WINDOW MULLION
GYPSUM BOARD CEILING T-BAR CEILING - REFER TO SPECIFICATION FOR TYPES LIGHT FIXTURE & LIGHT TYPE REFER TO SPECIFICATION FOR STYLE AND DESCRIPTION NEW TV LOCATION, INCLUDE POWER, CABLE & HDMI FINISHES TAG REFER TO SPECIFICATION FOR FINISHES DESCRIPTION	CEILING TYPES C1 - T-BAR CEILING C2 - DRYWALL CEILING		

FLOORING & WALL FINISHES PLAN - SYMBOL / LEGEND		FLOOR & WALL FINISHES PLAN - NOTES	
INDICATES NOT IN CONTRACT AREA (INC) KEYNOTE FINISHES TAG REFER TO SPECIFICATION FOR FINISHES DESCRIPTION ELEVATION FINISHES TAG REFER TO ELEVATIONS FOR FINISHES FLOOR FINISHES TAG REFER TO SPECIFICATION FOR FINISHES DESCRIPTION WALL FINISHES TAG WITH EXTENT OF APPLICATION REFER TO SPECIFICATION FOR FINISHES DESCRIPTION	FLOOR FINISHES PLAN - LEGEND EXISTING FLOORING SAFETY FLOORING TILE	<ol style="list-style-type: none"> EXISTING FLOOR FINISH TO REMAIN THROUGHOUT SPACE UNLESS NOTED OTHERWISE - PROTECT AS REQUIRED REFER TO ELEVATIONS FOR OTHER FINISHES LOCATIONS REFER TO SPECIFICATION FOR FINISHES DETAILS 	FLOOR & WALL FINISHES PLAN - KEYNOTES REFER TO ELEVATIONS FOR DIMENSIONS AND LOCATION OF 'WC' GLASS PANEL 1"PP1 BELOW COUNTER HEIGHT ONLY BEHIND PREP SINK AND DISH SINK

FURNITURE PLAN - SYMBOL & LEGEND		FURNITURE PLAN - KEYNOTES	
FURNITURE TYPE REFER TO SPECIFICATION FOR DESCRIPTION			
FURNITURE PLAN - NOTES 1. ALL FURNITURE TO BE SUPPLIED BY OWNER - COORDINATE WITH OWNER			



2 FINISHES PLAN
ID1.1 SCALE: 1/4"=1'-0"

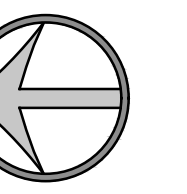


3 FURNITURE PLAN
ID1.1 SCALE: 1/4"=1'-0"

THIS DRAWING IS COPYRIGHT OF POP DESIGN GROUP INC. AND MAY NOT BE REPRODUCED WITHOUT WRITTEN PERMISSION.

THE CONTRACTOR SHALL VERIFY ALL DIMENSIONS PRIOR TO COMMENCEMENT OF WORK. ALL ERRORS AND OMISSIONS MUST BE REPORTED TO THE DESIGNER IMMEDIATELY.

THIS DRAWING MUST NOT BE SCALED.



PROJECT: TEAJA ORGANICS, WESTBROOK LIBRARY
3406 WESTBROOK AVE. SW, CALGARY, AB
CLIENT: TEAJA ORGANICS

DRAWING TITLE: REFLECTED CEILING PLAN, FINISHES PLAN & FURNITURE PLAN

ISSUE: BUILDING PERMIT
2016.07.11
ISSUE: BP REVISION
2016.08.17

PROJ. NO: 216-025
DRAWN BY: MR
SCALE: 1/4" = 1'-0"
DATE: 2016.07.11

DRAWING NO: ID1.1