

Ways to line your kitchen pail

Purchase certified compostable bags

If you choose to use bags, make sure they are compostable. Certified compostable bags are available at grocery, drug and home improvement stores, usually in the same aisle as garbage bags. Visit calgary.ca/compostbags for a list of certified compostable brands and stores in Calgary.

Note: All paper bags are compostable and can be used as liners. They do not need to be marked as compostable.


Compostable bags will have one of these logos on the box:



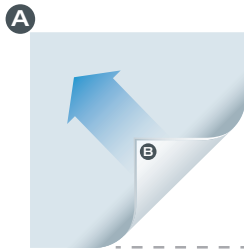
Reuse flyers to make your own compostable liner at home

Wrapping your food waste in flyers or newspaper can help keep your kitchen pail clean and free of odours. Use our quick guide for making your own kitchen pail liner at home. For best results, use three or four full sheets of large newsprint.

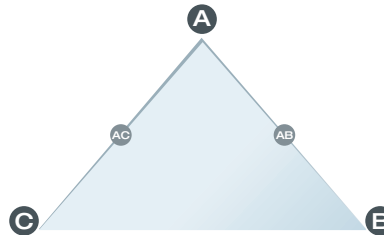
1 Trim 3-4 sheets of paper into a **square**.



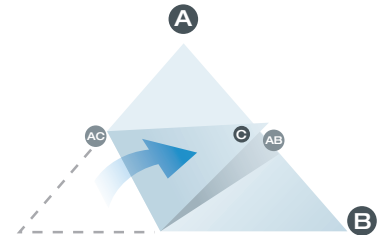
2 Fold **point B** to **point A**.



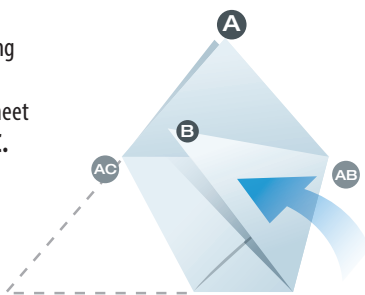
3 Which creates a **triangle** shape.



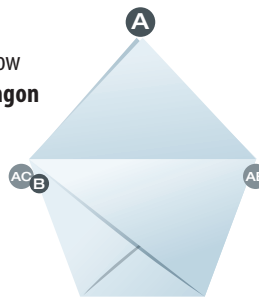
4 Bring **point C** of the triangle to **point AB**.



5 Now, bring **point B** over to meet **point AC**.



6 You should now have a **pentagon** shape.



7 Split apart the top flap (**point A**) and fold down both sides.



8 You should now have a **paper pouch**.



9 Spread apart sides of your paper pouch and **place into your kitchen compost pail**.

